

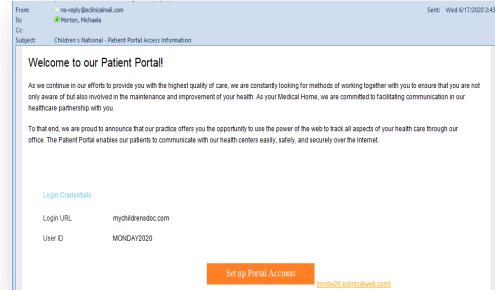


Children's National.

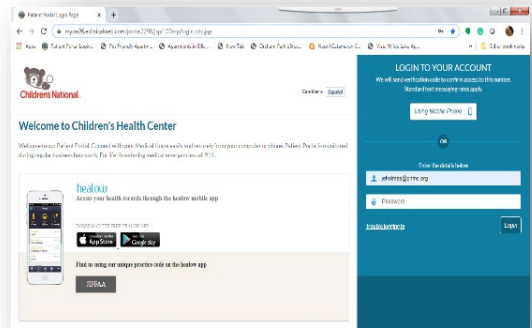
How to Login to the Patient Portal for the First Time

Follow these 4 quick steps to login to your child's patient portal for the first time

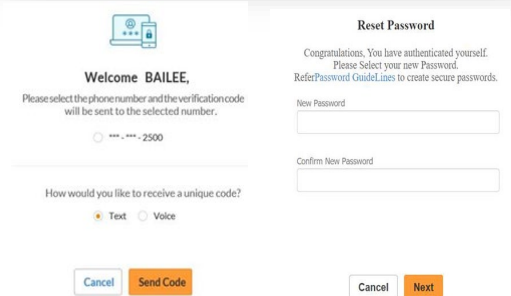
1. First make sure your child is signed-up for the patient portal. Our front desk and scheduling team can sign your child up to use the portal. You will get a welcome email with your **username and link to patient portal**.



2. Next, click the link. [Set up Portal Account](#)
Use the login information you got from the **Welcome Email** to sign in.



3. Verify your phone number, and type in the code that is sent to you to reset your password.



4. After reading and accepting the **consent form**, you will be sent to the home screen of the patient portal.

