



to claim credit
with **Inova CME**



Questions? Please contact us at cme@inova.org.




INOVA[®]



**Continuing
Medical
Education**

1



Visit icmes.inova.org to access the Inova CME system.


2



New to the site?
Create a username & password.


Previously claimed credit?
Use your existing username & password.

3




Click on “Claim CME Activity Credits” or “Claim CME Online Credits.”

4




Utilize the search feature or find your event in ascending date order and click “Add Credit.”

5



Click “I Certify” to verify your attendance.

6



Complete the evaluation and click “Submit.”

Attendees have 90 days from the date of the event to claim credit. After 90 days the event will no longer appear in the event listing so claim your credit today!

Six easy steps to claim credit with Inova CME